

Easter

PATTERN PRINTABLE




































AGES: 2-4 years

SUPPLIES:

Jelly Beans, Pattern Printable Sheet

INSTRUCTIONS:

1. Sort all Jelly beans into color piles
2. Use jelly beans to follow the colored sequence pattern.
3. The blank line is for them to do the same pattern above but on their own.

									—	—	—
—	—	—	—	—							
									—	—	—
—	—	—	—	—							
									—	—	—
—	—	—	—	—							
									—	—	—
—	—	—	—	—							
									—	—	—